

Together with our long-standing [Flying Health](#) partner [medatixx](#), we have looked back on three years of DiGA and summarized some insights on the care situation with the digital applications. The analyses are based on the [medatixx x.panel](#), in which the prescription and treatment data of currently 1,284 outpatient doctors and >1 million patients are available for care situation research.

48

DiGA are currently listed in the BfArM directory (22 preliminary, 26 permanent).

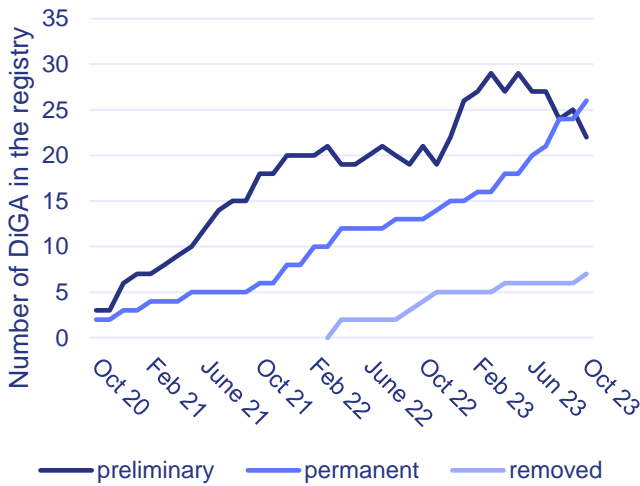
16.4 %

of participating physicians have prescribed a DiGA at least once by the end of September 2023.

1,311

DiGA prescriptions were issued by the participating physicians this year.

Number of DiGA over time (Oct. 2020 to Oct. 2023)



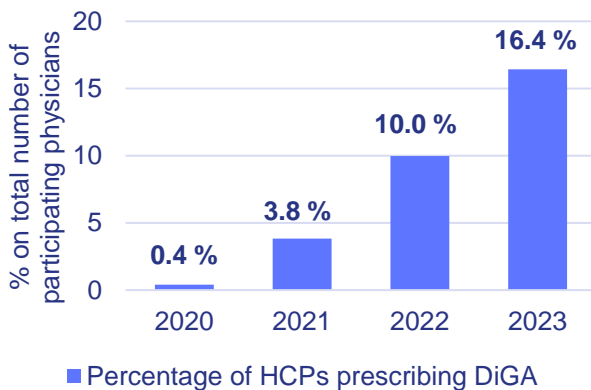
Data basis: BfArM DiGA directory; analysis date: 27/10/2023

Top 5 DiGA by number of prescriptions (September 2023)



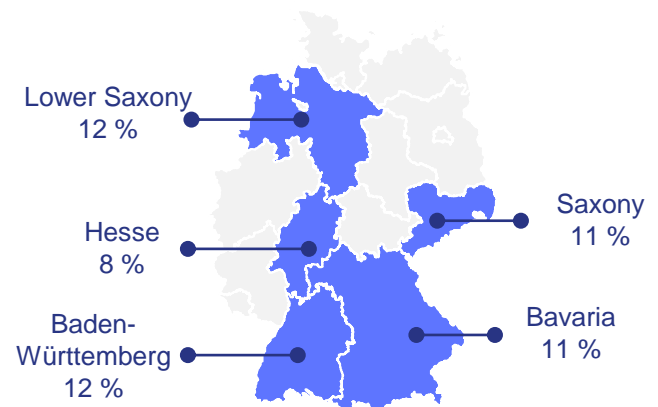
Data basis: x.panel data 01/2023 to 09/2023 with 1,284 outpatient doctors; Note: without insights from psychotherapy; analysis date: 10/10/2023

Development of the percentage of doctors prescribing DiGA



Data basis: x.panel data 01/2023 to 09/2023 with 1,284 outpatient doctors; Note: without insights from psychotherapy; analysis date: 10/10/2023

DiGA prescriptions by regions of doctors' associations (Top 5)



Data basis: x.panel data 01/2023 to 09/2023, analysis excluding Saarland and Bremen due to low prescription numbers; Regional correction factor taken into account; Note: without insights from psychotherapy; analysis date: 10/10/2023

